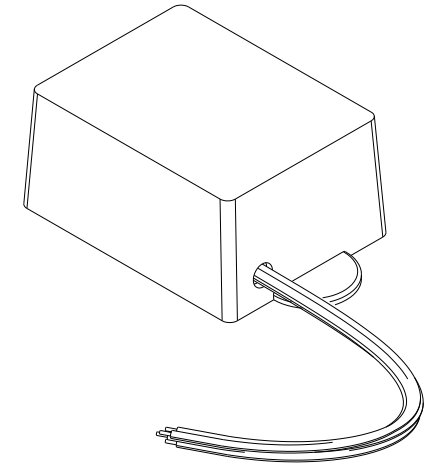
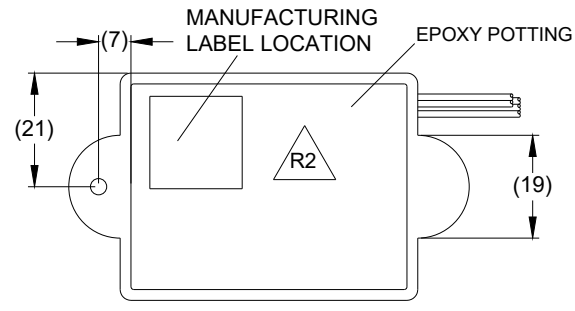
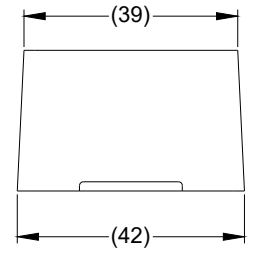
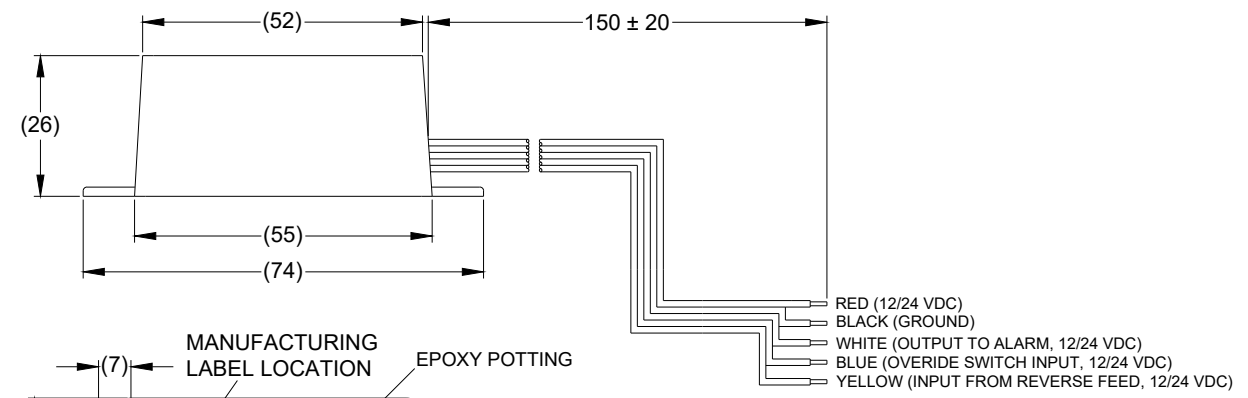
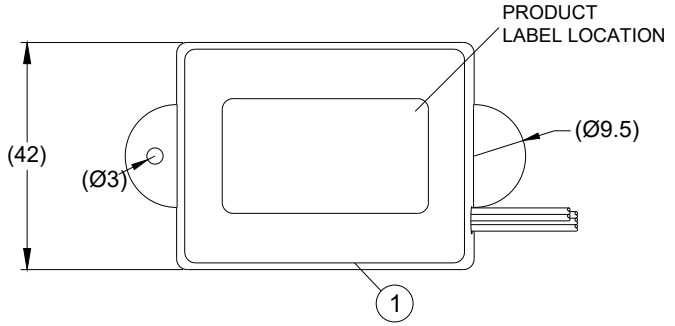


ITEM	PART NO	QTY	MODEL / DESCRIPTION
①	(7546)	1	TCO-47-E / ECU ONLY
②	-	1	TCO-47-IG / INSTALLATION GUIDE (NOT SHOWN)
③	(4755)	1	TCO-47(01)-DS / DASHBOARD STICKER (NOT SHOWN)
④	(N/A)	1	CUT-OUT SWITCH (NOT SHOWN)



Revision Notes				
R1 - CABLE ENTRY POINT REVISED, OPERATION & SPEC SUMMARY ADDED.				
APA: -	Drawn:-	Checked:L.B & A.H	Approved:DK	Date: 03/02/12
R2 - MANUFACTURING LABEL DETAILS ADDED, FRAME UPDATED, KIT TABLE ADDED, NOTES REVISED, AS PER P1648				
APA: A WRIGHT	Drawn:B.STROHMER	Checked:E. MATHEW	Approved:D. FOALE	Date: 16/07/25

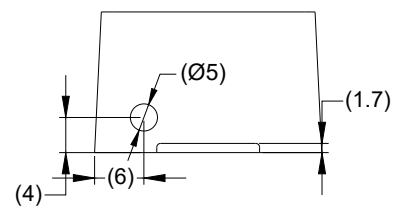


SPECIFICATION

RATED VOLTAGE: 12 AND 24 VOLTS DIRECT CURRENT (WORKING VOLTAGE RANGE 10 THRU 30 VOLTS)
 RATED CURRENT: 300 MILLIAMPERES OR LESS
 MAX CURRENT HANDLING: 10 AMPERES
 CUT OUT TIME: 4 MINUTES ± 10%.
 CABLE THICKNESS: POWER CABLES 16/0.2MM

OPERATION

WHEN THE CUT-OUT SWITCH IS PUSHED TO DISABLE THE REVERSE ALARM FOR APPROXIMATELY 4 MINUTES
 AFTER THE 4 MINUTES HAS ELAPSED THE ALARM WILL OPERATE NORMALLY, UNTIL BUTTON IS RE-PUSHED.

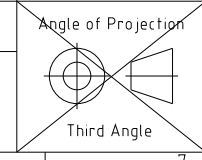


- NOTES:**
- DIMENSIONS IN MM.
 - POTTING SHOULD FULLY ENCAPSULATE THE PCB ALTHOUGH THE RELAY CAN PROTRUDE.
 - WHEN CUT-OUT SWITCH IS PUSHED THE WHITE CABLE WILL NOT HAVE AN OUTPUT FOR 4 MINUTES ± 10%.
 - HOLE LOCATIONS ON THE HOUSING ARE THE RESPONSIBILITY OF THE ASSEMBLY PLANT AND SHOULD ADHERE TO DRAWING "GPL2-DRILL ISSUE 1".
 - FOR LABEL AND PACKAGING DETAILS REFER TO MASTER BOM.
 - ANY CUSTOMER MODIFICATION OF THIS PRODUCT CAUSING SUBSEQUENT FAILURE IS NOT A LIABILITY OF BRIGADE ELECTRONICS PLC.



PROPRIETARY NOTICE

THIS DESIGN AND TECHNICAL INFORMATION APPEARING ON THIS DRAWING IS THE PROPERTY OF BRIGADE ELECTRONICS, AND IS DISCLOSED IN CONFIDENCE. IT IS NOT TO BE COPIED, REPRODUCED, REVEALED TO OR EXPROPRIATED BY OTHERS, EITHER IN WHOLE OR IN PART WITHOUT THE EXPRESS WRITTEN CONSENT OF BRIGADE ELECTRONICS.



Sheet 1 of 1	Assembly Pt Approval A.HEEDLE	Approved by D.KERAI	Checked by L.BRAR	Drawn by M.BUTLER
Customer Approval -	Units mm	Scale N/A	Released 03/02/12	Assembly Ref A1092B
Status RELEASED		TCO-47		
Part No #0663		BE-001817-02-11		